

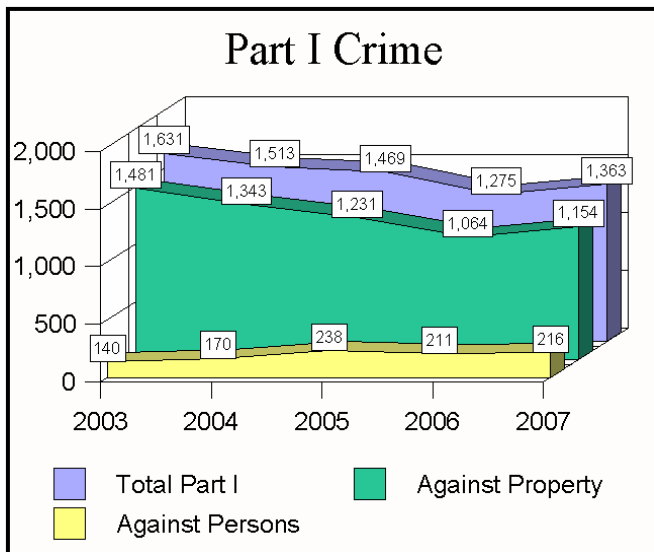
# PUBLIC SAFETY

## 2007 IN REVIEW

Part I crime in Greenbelt increased 7% in 2007, from 1,275 reported incidents to 1,363. Part I crimes are defined as murder, rape, robbery, assault, burglary, theft, and auto theft. The Washington Metropolitan region of Montgomery and Prince George's County, known as UCR Region IV, experienced a 3.3% decrease between January and September in 2007 (Uniform Crime Reporting Program, Maryland State Police, January 10, 2008).

Crimes against persons, sometimes referred to as violent crime because it involves the element of personal confrontation between the perpetrator and the victim, remained statistically flat with 216 reported incidents compared to 211 last year. Serious crime decreased 10% in Region IV.

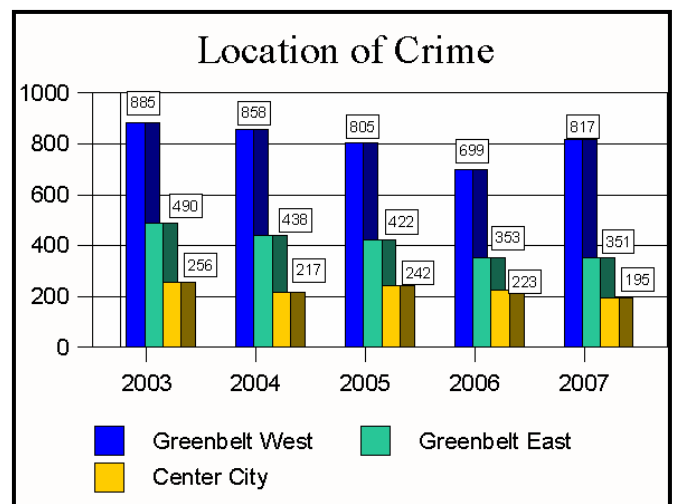
Property crimes in Greenbelt increased 8.5% from 1,064 to 1,154. A decrease of less than 1% was noted in Region IV.



Geographically, the majority of crime, 817 incidents, or 60% of the total, occurred in Greenbelt West, a 5% increase. Greenbelt East experienced 26% of the total with 351 reported

incidents, two fewer incidents than 2006. Historic Greenbelt with 195 incidents or 14% of the total, showed a decrease of 13%. These ratios are changing slightly with Greenbelt West experiencing a greater portion of overall crime while the rate is declining in Historic Greenbelt. There is no change in Greenbelt East.

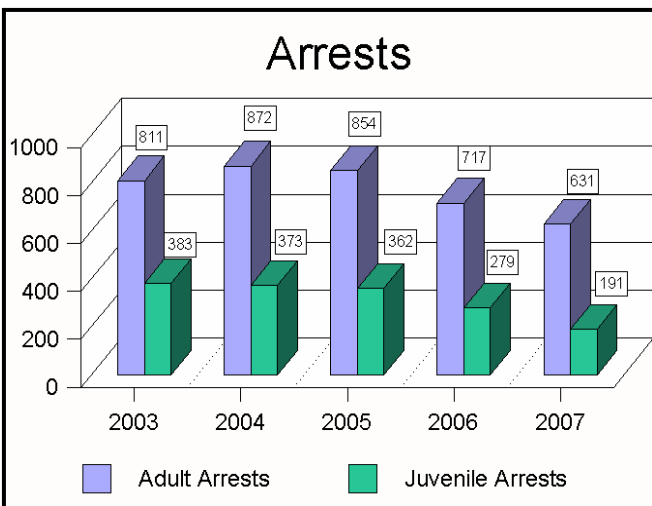
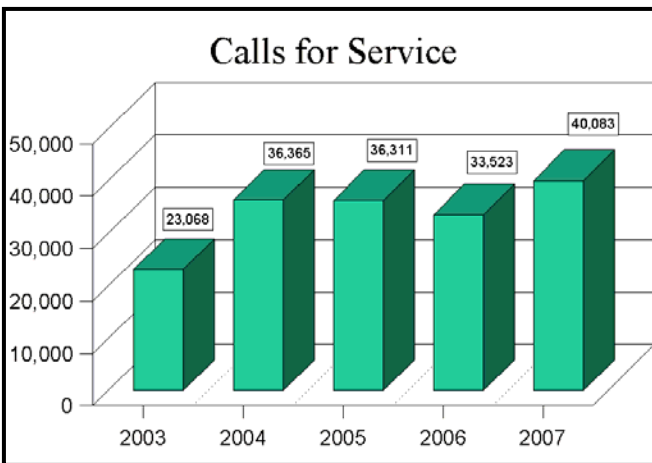
Of particular note is a 30% decrease in the number of robberies in Greenbelt West, 30 fewer than the previous year. As a result of robbery suppression details and directed patrol tactics, investigators and patrol officers made significant arrests of individuals responsible for many of the crimes.



Although the incidence of reported crime rose in 2007, it did not reach the level of any of the years between 1998 and 2005. The increase in crime in 2007 was driven by a 24% increase in property crime in Greenbelt West, particularly a 27% increase in stolen autos from the Springhill Lake area (144) and a 52% increase in breaking and entering (79) in the same area.

| REPORTED INCIDENTS 1998-2007 |                |      |                |
|------------------------------|----------------|------|----------------|
| Year                         | # of Incidents | Year | # of Incidents |
| 1998                         | 1,862          | 2003 | 1,631          |
| 1999                         | 1,710          | 2004 | 1,513          |
| 2000                         | 1,688          | 2005 | 1,469          |
| 2001                         | 1,922          | 2006 | 1,275          |
| 2002                         | 1,736          | 2007 | 1,363          |

The Department responded to 40,083 calls for service in 2007, a 45% increase over five years. Police reports declined by 17%, to 10,471. Adult arrests, at 631, decreased 12% while juvenile arrests declined 31% to 191. Traffic citations, at 3,705, represented a 22% increase. Parking citations rose 79% to 945. Warnings and repair orders were up 33% to 5,871.



The Red Light Camera Program generated 4,074 citations in 2007, a 16% increase from the previous year. Most violations occurred on Fridays, 16% (651). The two most frequent locations of violation were northbound Kenilworth Avenue at the Beltway (896) and

westbound Greenbelt Road at Mandan Road (245).

The Department completed its fifth year of state-mandated traffic stop tracking. Officers made 4,106 stops in 2007, seven percent fewer than the previous year.

The change in the number of traffic accidents was statistically insignificant at 1,136 compared to 1,147 in 2006. Personal injury accidents decreased 15% from 127 to 108. For the second consecutive year, there were no fatal accidents.

Officers spent 6,071 hours on foot patrol in the community, an increase of 40% over last year.

Bike patrol within the City neighborhoods and business districts increased 48% to 644 hours.

As reported in the latest published edition of the annual state Uniform Crime Report (June 1, 2007), the crime rate for Maryland was 4.1 victims for every 1,000 population. The rate for Prince George's County was 6.9 per 1,000; Greenbelt's rate was 6.0 per 1,000. Closer inspection of all jurisdictions within the county shows generally that jurisdictions inside the Beltway have a greater crime rate than those outside. Greenbelt's rate has historically fallen in the middle reflecting the impact of regional forces.

The clearance rate for cases investigated by Greenbelt officers was 19% compared to the statewide rate of 24% for all Maryland agencies. The clearance rate for police agencies in Prince George's County was 10%. The closure rate for Greenbelt increased 6% from 2006. A crime is cleared when the police have identified the offender, have evidence to charge and actually take the offender into custody. Solutions to crimes are also recorded in exceptional incidences where some element beyond police control precludes formal charges against the offender, such as the victim's refusal to prosecute or local prosecution is declined because the subject is being prosecuted elsewhere for a crime committed in that jurisdiction. The arrest of one person can clear several crimes or several persons may be arrested in the process of committing one crime.