

Safety Tips



**STREET
/// SMART**
Think of the Impact You Can Make

For Drivers:

- /// **Stop for pedestrians** at crosswalks and intersections – it’s the law.
- /// **Do not block crosswalks** when stopping at intersections.
- /// **Slow down and obey** the posted speed limit.
- /// **Take extra care around schools, playgrounds and neighborhoods.**
- /// **Always look out for pedestrians**, especially before turning at a green light or making a “right turn on red.”
- /// **Never run red lights.**
- /// **Be careful when passing stopped vehicles.** They might be stopping for pedestrians.
- /// **Allow 3 feet when passing bicyclists.**
- /// **Share the road.** It’s your responsibility to look out for others.

Pay Attention

Look Before You Cross



**STREET
/// SMART**
Think of the Impact You Can Make

For Pedestrians:

- /// **Cross the street at marked crosswalks** and intersections whenever possible.
- /// **Before crossing, look left, right, then left again,** and over your shoulder for turning vehicles.
- /// **Begin crossing the street on “Walk” signals** – never on a solid or flashing “Don’t Walk.”
- /// **Use pedestrian pushbuttons** to activate/extend the walk signal.
- /// **Use sidewalks.** If there are none, walk facing traffic so you see vehicles, and drivers see you.
- /// **Make eye contact with drivers so they see you.** Never assume they do.
- /// **Stay visible after dark** and in bad weather with light-colored or retroreflective clothing.
- /// **Don’t step suddenly in front of buses and trucks.** They take longer to stop than a car.
- /// **Pay attention to turning vehicles** – especially trucks and buses making a “right turn on red.” Be aware that truck/bus drivers often have to swing wide to negotiate turns.
- /// **Watch out for trucks and buses backing out** of parking spaces and driveways.

Take the Time to Cross Safely.


Pay Attention

Watch for bicyclists at intersections

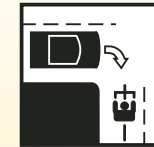


**STREET
/// SMART**
Think of the Impact You Can Make


For Bicyclists:



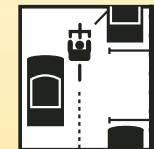
- /// **Obey all regulatory signs and traffic lights.** Bicyclists must drive like other vehicles if they are to be taken seriously by motorists.



- /// **Never ride against traffic.** Motorists aren’t looking for bicyclists riding on the wrong side of the road. Ride with traffic to avoid potential accidents.




- /// **Use hand signals.** Hand signals tell motorists what you intend to do. Signal as a matter of law, courtesy and self protection.



- /// **Ride in a straight line.** Whenever possible, ride in a straight line to the right of traffic and about a car door width away from parked cars.



- /// **Wear a helmet.** Always wear a helmet whenever you ride a bicycle. Helmets dramatically reduce the risk of head injury in a bicycle accident.



- /// **Use lights at night.** Always use a strong head light and tail light at night and when visibility is poor.